

Alpha Distribution for Alpha Testing Supplementary Document

Cem Yuksel
University of Utah
cem@cemyuksel.com

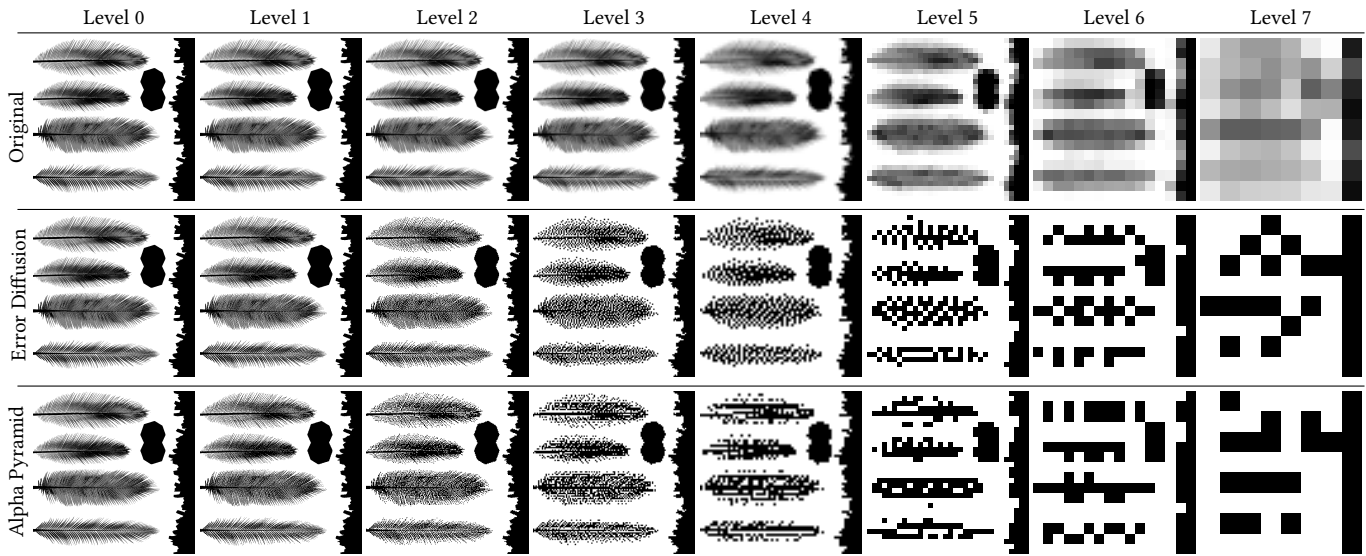


Figure 1: Inverted alpha channels of the first 8 mipmap levels for the texture used with alpha testing in Figure 1 of the paper.

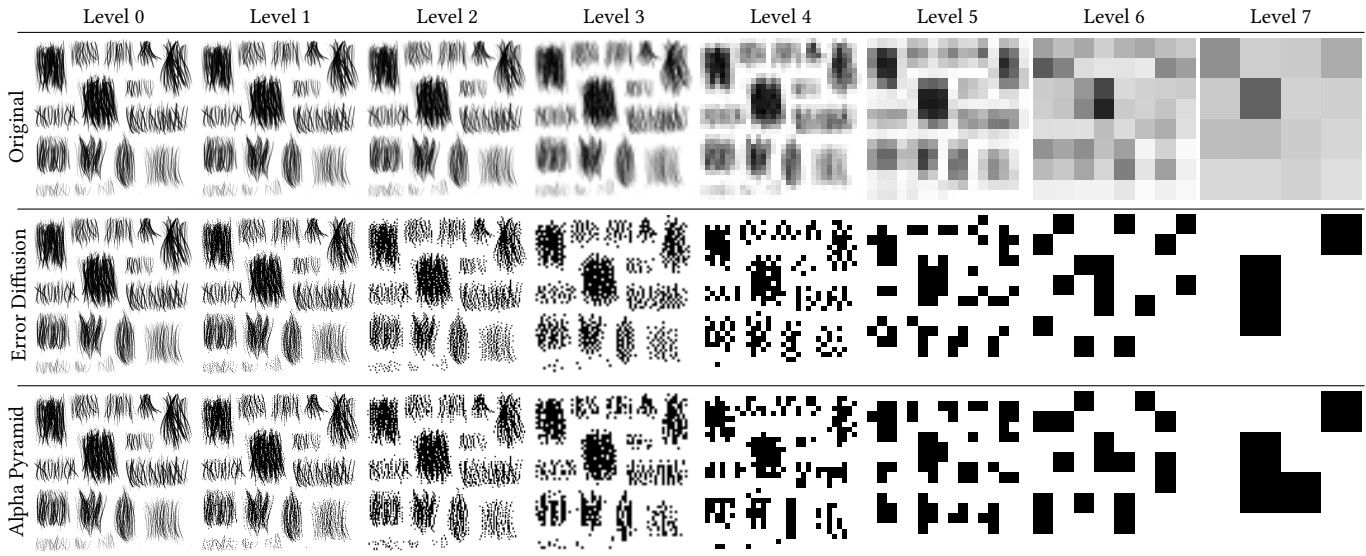


Figure 2: Inverted alpha channels of the first 8 mipmap levels for the texture used with alpha testing in Figure 2 of the paper.

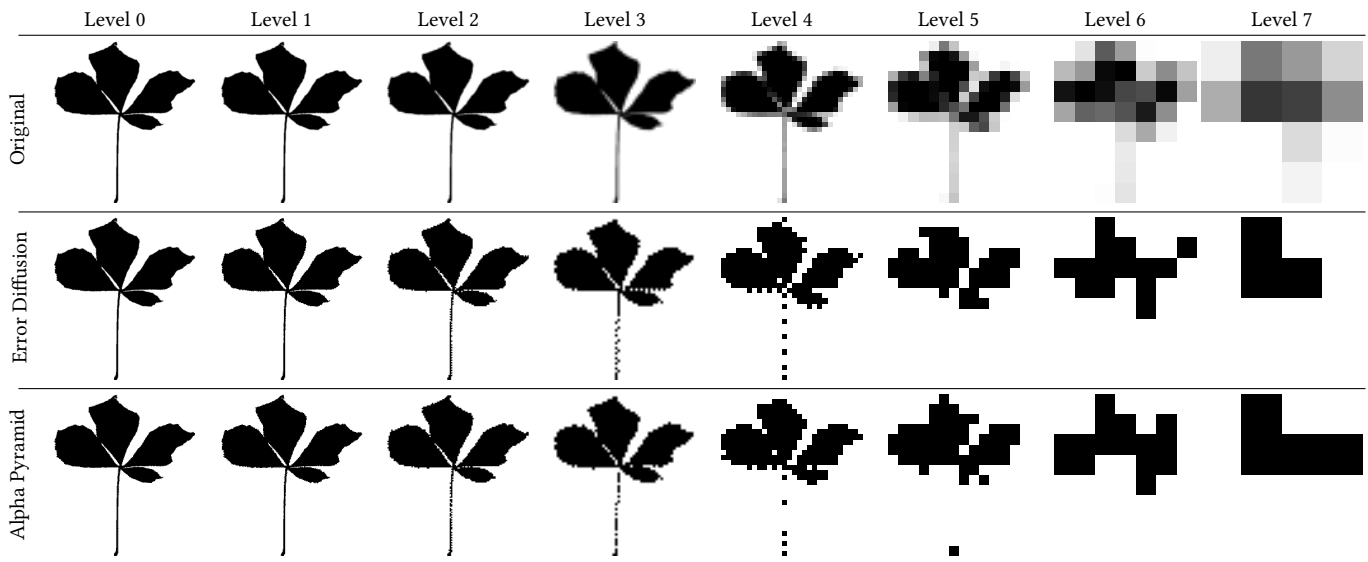


Figure 3: Inverted alpha channels of the first 8 mipmap levels for the texture used with alpha testing in Figure 3 of the paper.




Figure 4: Inverted alpha channels of the first 8 mipmap levels for the texture used with alpha testing in Figure 6 (top row) and Figure 8 of the paper.




Figure 5: Inverted alpha channels of the first 8 mipmap levels for the texture used with alpha testing in Figure 6 (second row) of the paper.




Figure 6: Inverted alpha channels of the first 8 mipmap levels for the texture used with alpha testing in Figure 6 (third row) of the paper.




Figure 7: Inverted alpha channels of the first 8 mipmap levels for the texture used with alpha testing in Figure 6 (bottom row) of the paper.